



Student-led Templates




PiXL Independence: Ranking Triangle

Name of Topic: _____

Name: _____

Class: _____

The most important information goes at the top and then the least important at the bottom. Make sure you justify WHY you think it the most/least important.





PiXL Independence: Thinking Hard Model

Name of Topic: _____

Name: _____

Class: _____

Take a section of the text and do the following:

1) **Prioritise:** Underline the three most important sentences here. Rank 1-3, briefly explain number 1. Cross out the least important sentence

2) **Reduce:** Reduce the key information into 12 words

3) **Transform:** Transform this information into 4 pictures or images (no words allowed)

4) **Categorise:** Sort this information into three categories. Highlight and think of a suitable title for each category.

5) Extend: Write down three questions you'd like to ask an expert in this subject.



PiXL Independence: 'Boxing Up' Activity

Name of Topic: _____

Name: _____

Class: _____

Read the text and then put your thoughts in to different boxes so that you have 'boxed up' the text.

Box 1 – 3 things I did not know

Box 2 – 3 things I understand better now

Box 3 – 3 things I already knew



PiXL Independence: Question Time


Name of Topic: _____

Name: _____

Class: _____

When you read any text, you should be asking it questions NOT just letting it wash over you. Read your text and pause and ask it questions e.g. 'what do you mean when you say '....''?

Questions I'm asking the text	Answers to those questions	Things I need to ask my teacher





PiXL Independence: Quizzing

Name of Topic: _____

Name: _____

Class: _____

Read the text and come up with 20 questions to ask someone about the text.

	Question	Answer
1		
2		
3		
4		
5		
6		
7		
8		
9		
10		

11		
12		
13		
14		
15		
16		
17		
18		
19		
20		



PiXL Independence: Transforming

Name of Topic: _____


Name: _____

Class: _____

Turn the material you have read into up to 6 pictures – one per paragraph or one per key piece of information. The pictures must represent the information so that they can act as a reminder of what the text said. Underneath each picture, explain your thinking.

1.	2.	3.

4.	5.	6.



Commissioned by The PiXL Club Ltd.

This resource is strictly for the use of member schools for as long as they remain members of The PiXL Club. It may not be copied, sold, or transferred to a third party or used by the school after membership ceases. Until such time it may be freely used within the member school.

All opinions and contributions are those of the authors. The contents of this resource are not connected with, or endorsed by, any other company, organisation or institution.

PiXL Club Ltd endeavour to trace and contact copyright owners. If there are any inadvertent omissions or errors in the acknowledgements or usage, this is unintended and PiXL will remedy these on written notification.