

# Preparing to PERFORM Technology & Revision

---

For Pupils and Parents

# What we will cover

---

- PiXL Resources

-



- Online revision materials

- GCSE Pod

-



- Podcasts of revision material

- Show my homework

-



- A resource to see set homework

- WJEC Question bank

-



- Actual past paper exam questions



# PiXL Schools

---

- PiXL stands for Partners in Excellence
- Your child can gain access to the PiXL Independence Resources and PiXL Endurance by using the information below (and handouts)
- Link: <https://students.pixl.org.uk>
- PiXL School Number: 503938
- Password: Indep139



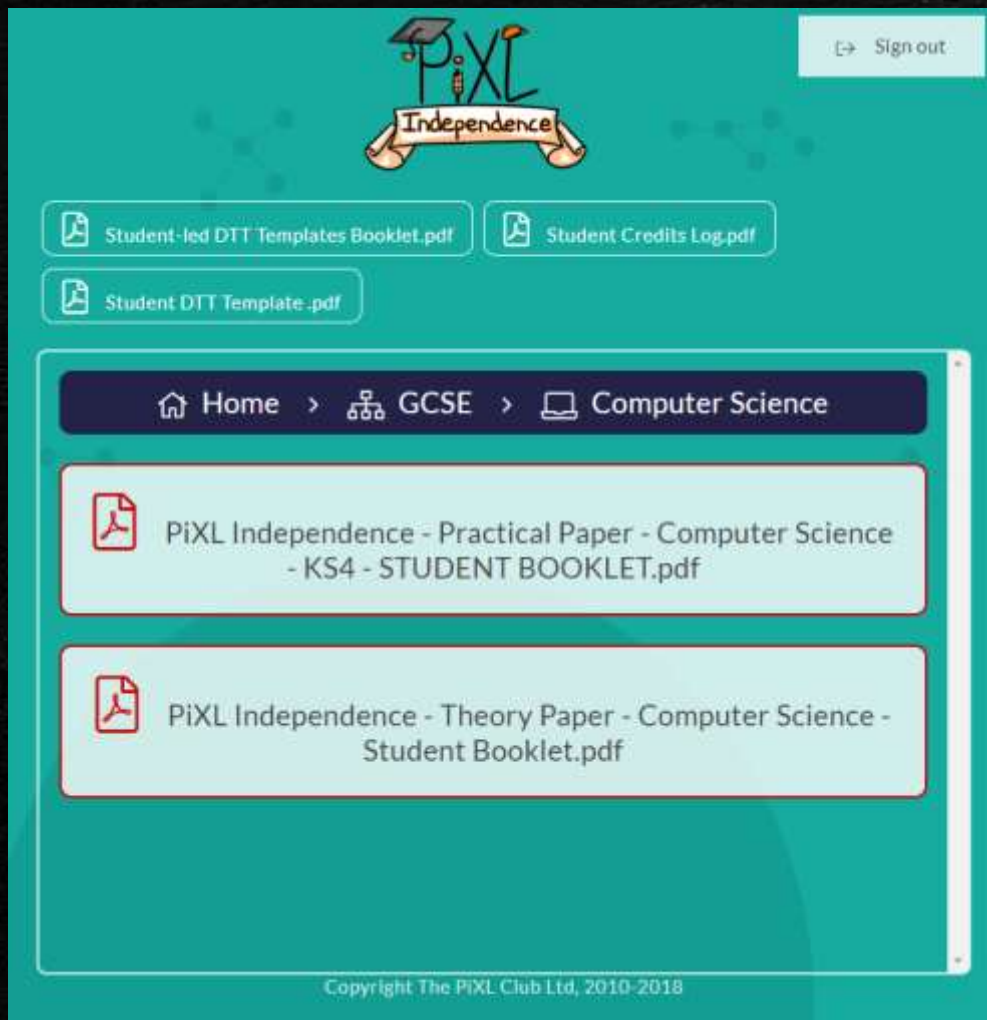
# What you will see.....

The screenshot shows a teal-colored web interface for 'PiXL Independence'. At the top center is a logo with a graduation cap, a pencil, and a banner that says 'Independence'. In the top right corner, there is a 'Sign out' button with an external link icon. Below the logo, there are three document icons with the following titles: 'Student-led DTT Templates Booklet.pdf', 'Student Credits Log.pdf', and 'Student DTT Template .pdf'. The main content area is a grid of 12 subject icons, each in a colored circle with a white icon and the subject name below it:

- Art (pencil icon)
- Computer Science (laptop icon)
- Drama (clapping hands icon)
- English Language (speech bubbles icon)
- English Literature (book icon)
- French (speech bubbles icon)
- Geography (map icon)
- German (speech bubbles icon)
- Health and Social Care (grey circle icon)
- History (clock icon)
- Maths (percentage sign icon)
- Media (film strip icon)

At the bottom center of the interface, the text reads: 'Copyright The PiXL Club Ltd, 2010-2018'.

# What you will see.....



The screenshot shows a teal-colored website interface. At the top left is the PiXL logo with a graduation cap and the word 'Independence' on a banner. To the right is a 'Sign out' button. Below the logo are three document icons with labels: 'Student-led DTT Templates Booklet.pdf', 'Student Credits Log.pdf', and 'Student DTT Template .pdf'. A dark blue navigation bar contains 'Home > GCSE > Computer Science'. Below this are two white boxes with red document icons and text: 'PiXL Independence - Practical Paper - Computer Science - KS4 - STUDENT BOOKLET.pdf' and 'PiXL Independence - Theory Paper - Computer Science - Student Booklet.pdf'. At the bottom, it says 'Copyright The PiXL Club Ltd, 2010-2018'.

## I. Multiple Choice Quizzes

Complete the quizzes.

Ensure that you read all questions carefully as there may be multiple correct answers.

### Test 1

1. Which of the following is not an example of a software utility?
  - a. Disk defragmentation.
  - b. Word processor.
  - c. File compression.
  - d. System diagnosis tools.
  
2. Which of the following describes the term secondary storage?
  - a. A storage device which will store data permanently until it is deleted.
  - b. Storage which helps the processor to complete the fetch-decode-execute cycle effectively.
  - c. A storage device that stores data temporarily while it is being used.
  - d. A storage device which has a small capacity and stores frequently used instructions.



# GCSE Pod (Podcasts of revision)

---



- Turns a mobile phone / tablet /PC into a learning tool
- Can watch material together (anywhere)
- Content specific to pupils exam
- Topic specific materials and quizzes.



# GCSE Pod, What you will see.....



The dashboard shows a navigation bar with 'Dashboard', 'Teacher Area', 'Pods', 'My Courses', and 'Assignments'. Below this, there are sections for 'WELCOME MIR REES', 'MY COURSES', 'ASSIGNMENTS', and 'MY PLAYLISTS'. The 'MY COURSES' section lists three courses: 'WJEC: English Literature: Unit 1: Prose (different cultures) and poetry (contemporary)', 'WJEC: Computer Science: Unit 1: Understanding Computer Science', and 'Cambridge Nationals: Information Technologies: Understanding tools, techniques, methods and processes for technological solutions'. The 'ASSIGNMENTS' section shows 'Algorithms' and 'Pseudo Code'. The 'MY PLAYLISTS' section shows 'Your Favourites' with items like 'Favourites', 'Networking - LAN & WAN', 'Software Development and Testing', and 'Safety and Security'.

The page title is 'PLAYLISTS/ NETWORKING - LAN & WAN'. It features a central diagram of a Ring network topology with a central circle labeled 'No collisions'. To the right, there is a table of network-related topics:

NETWORKING - LAN & WAN		EDIT PLAYLIST
<b>Networks</b>	Computer Science: 1 title (10 Pods)	
<b>LANs &amp; WANs</b>		10 Pods
Common Topologies	00:02:43	📄 ⭐
Network management and security	00:03:49	📄 ⭐
LAN and WAN	00:02:11	📄 ⭐
Network Hardware	00:02:00	📄 ⭐
Addressing and Protocols	00:02:43	📄 ⭐
Protocols	00:02:33	📄 ⭐
Layers	00:02:38	📄 ⭐
Network Security	00:02:36	📄 ⭐
Cookies and Search Engines	00:04:03	📄 ⭐
Circuit Switching and Packet Switching	00:02:29	📄 ⭐

Author: Stephen Smith  
Narrator: Rachel Teate and Gareth Williams



# Show my homework

---



- All pupils & PARENTS have their own login details
- Online tool to track and monitor homework set and complete
- Works on PC, tablet and phone
- A growing tool for our school.





# Show My Homework, what you will see.....

satchel:

Invest In Us

Products

Resources

Blog

About

Support

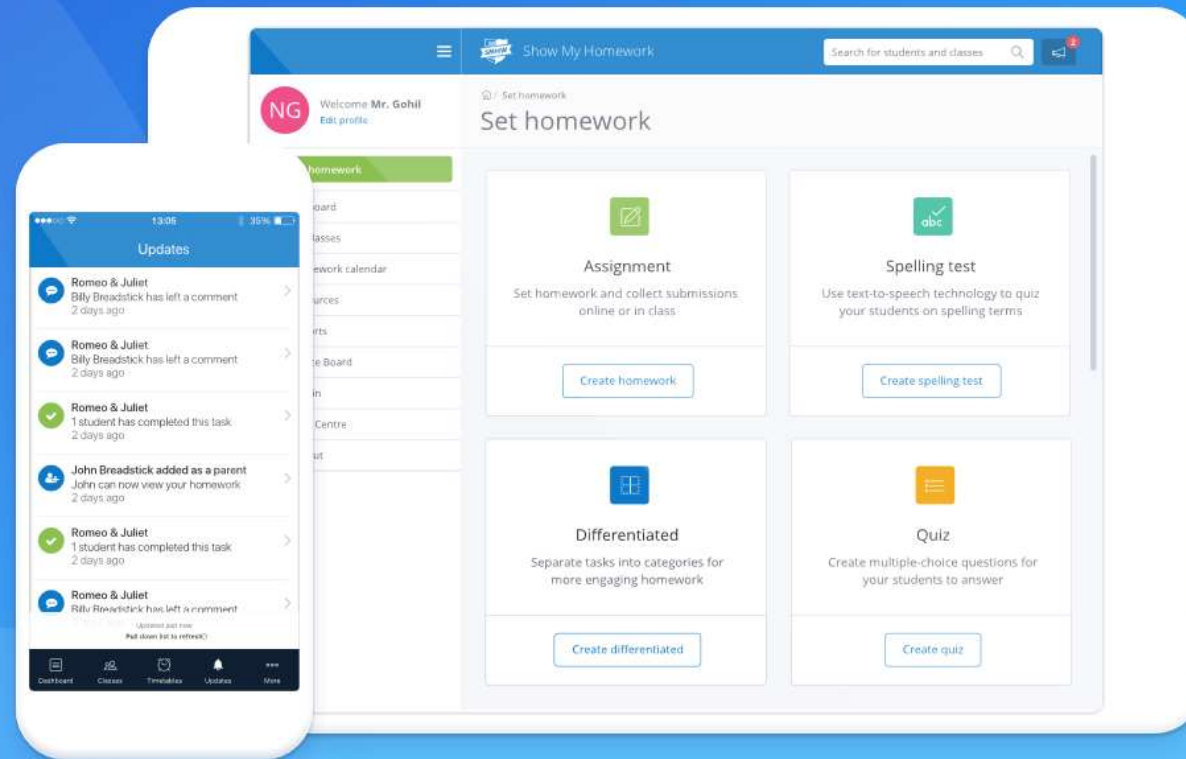
Login

## Together through education

Creators of market-leading software, Show My Homework, Satchel has developed a powerful range of school software focusing on homework, behaviour, classroom management and teaching resources.

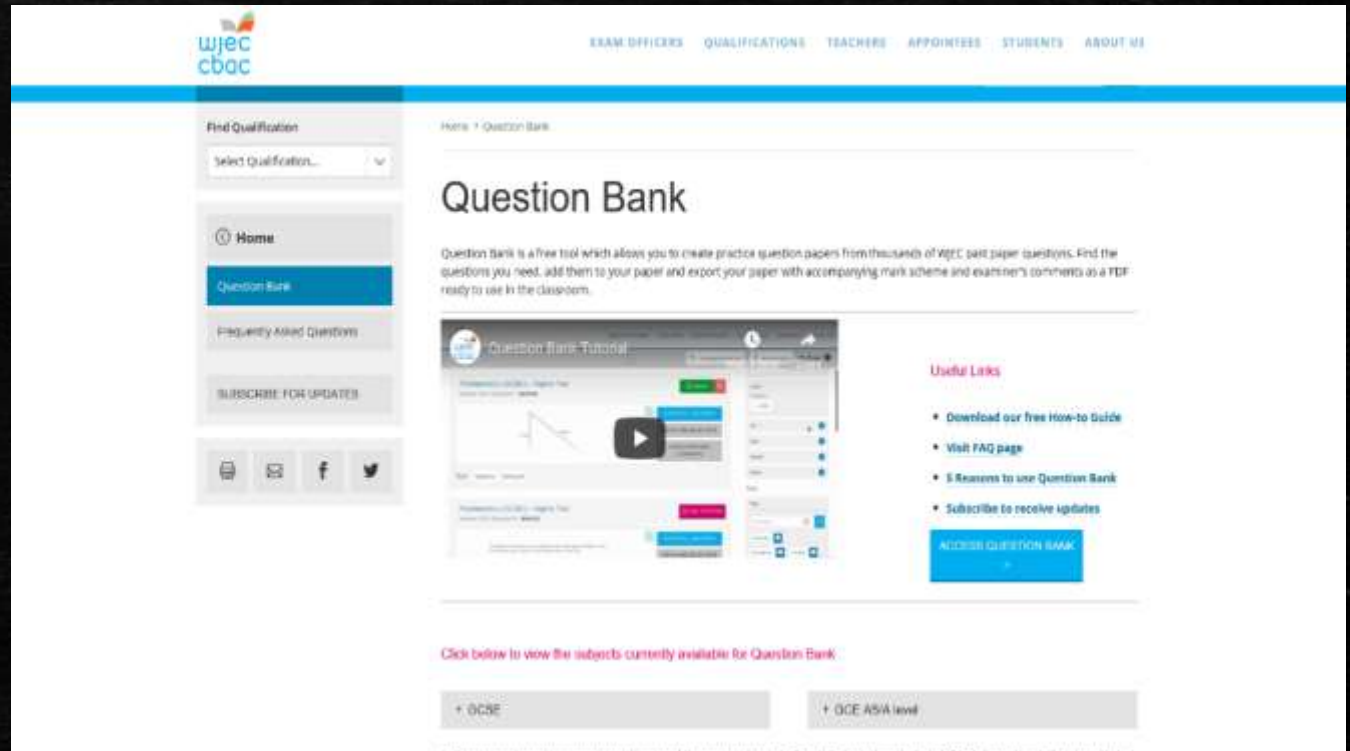
Find out more >

Search for your school



# WJEC Question bank, what you will see.....

- You can create an Exam Paper via the WJEC website.
- You choose a subject and create a practice paper from thousands of WJEC past paper questions.



The screenshot shows the WJEC Question Bank website interface. At the top, there is a navigation menu with links for EXAM OFFICERS, QUALIFICATIONS, TEACHERS, APPOINTEES, STUDENTS, and ABOUT US. The main content area is titled "Question Bank" and includes a description: "Question Bank is a free tool which allows you to create practice question papers from thousands of WJEC past paper questions. Find the questions you need, add them to your paper and export your paper with accompanying mark scheme and examiner's comments as a PDF ready to use in the classroom." Below this, there is a video player for a "Question Bank Tutorial" and a "Useful Links" section with links to "Download our free How-to Guide", "Visit FAQ page", "5 Reasons to use Question Bank", and "Subscribe to receive updates". A blue button labeled "ACCESS QUESTION BANK" is also visible. At the bottom, there are buttons for "+ GCSE" and "+ OCE AS/A level".