



# MCS GCSE EXAM REVISION & STUDY PROGRAMME 2018



Exams are obviously stressful, and everyone prepares for them in different ways. In an effort to reduce anxiety and to support all of our students during this vital period of their education, Maesteg School will be offering Year 11 students a flexible and comprehensive programme of support. This will incorporate revision sessions, Power Hours after school and time for independent study and preparation. It is hoped that by adopting this approach we can meet the needs of all learners, providing opportunities for students to access expert support and guidance at optimum times within the exam season, helping them to plan their revision effectively to go on to achieve the very best of their ability when they come to sit their examinations.



## HOW WILL IT WORK?

In many schools all Year 11 pupils simply continue to attend all lessons throughout the exam period, regardless of their exam schedule. Our concept is to extend our provision outside of the normal school hours so allowing for a more tailored approach. The programme which follows has been put in place in an effort to provide the best supported preparation for the exams. Teachers, parents and pupils all have their part to play in making this work effectively. We hope pupils and parents will welcome this more flexible approach and we are confident that our pupils will appreciate the trust being placed in them to attend all necessary revision sessions.

### **Please support us by committing to the following guidelines:-**

- ◆ Pupils are welcome to attend Last Minute Revision sessions on the morning of an exam. This will be their final opportunity to ask any vital questions.
- ◆ If pupils have finished their course and completed their exam, they may use their time effectively to revise for other subjects by using the facilities in school such as the supervised Conference Room or study areas and must avoid distracting the learning of other year groups.
- ◆ Pupils should attend all revision sessions relevant to the subjects they study.
- ◆ Please use our website and social media platforms to keep in touch with the school and receive updates and further details regarding revision and exams. See the back page of this booklet for some useful contact details.

# PROGRAMME ELEMENTS

*Our Revision Programme will incorporate the following elements, timetabled to fit with the exam schedule*

## Revision Sessions during the normal school day

For some subjects it is possible to provide revision sessions during the school day. These sessions have been timetabled to fit in with the exam timetable and offer a valuable opportunity for students to access extra guidance on exam content and technique at a time when they require it most.



## Independent Study

There are times when students need to simply have time to work independently. As they get closer to the exams, they must be able to assess whether they can answer questions, solve problems or recall facts, without the help of their teachers or friends, and to do this when they still have the time to access help and support if necessary.

The ability to organise their time and to work effectively on their own are also key skills they will need to develop whatever path they choose to take after these exams are complete. With this in mind, pupils should now consider creating a revision timetable suitable to their individual exam schedule and make use of the Conference Room which will be open to pupils every evening after school. Technology and snacks will also be available.



## Revision Sessions outside of normal hours

Subject teachers will be offering after school Power Hour sessions in the lead up to the exams for pupils to gain specific guidance about exam content or exam technique.

Teaching staff will also be providing revision sessions during the Half Term Holidays. This approach provides opportunities for longer, more relaxed sessions with access to a wider range of facilities.

In view of this, these sessions will be hugely valuable and relevant for students.

Pupils will be notified of these sessions in due course.

## Breakfast Last Minute Revision and Q&A Sessions


The morning of a big exam is particularly stressful. Often pupils will want to check and clarify key points, ask specific questions or simply get some reassurance from their teachers. With this in mind, we will arrange for the canteen to be open from 8am. Pupils can meet their friends and speak to subject specialists in a calm and supportive environment anytime in the hour before the exam. For that last minute rehydration boost, we will provide students with free water.



Please note that during the examination period, the canteen will also be open early at lunchtime for Year 11 pupils to have adequate time to have some lunch before the 1pm afternoon exam start.



# EXAM RULES



AQA City & Guilds CCEA Edexcel OCR WJEC


## Warning to Candidates

1. You **must** be on time for all your examinations.
2. You **must not** become involved in any unfair or dishonest practice in any part of the examination.
3. You **must not**:
  - sit an examination in the name of another candidate;
  - have in your possession any unauthorised material or equipment which might give you an unfair advantage.
4. **Possession of a mobile phone** or other unauthorised material **is breaking the rules**, even if you do not intend to use it, and you will be subject to penalty and possible disqualification.
5. You **must not** talk to, attempt to communicate with or disturb other candidates once you have entered the examination room.
6. You **must** follow the instructions of the invigilator.
7. If you are in any doubt speak to the invigilator.


The *Warning to Candidates* must be displayed in a prominent place outside each examination room. This may be a hard copy A3 paper version or an image of the poster projected onto a wall or screen for all candidates to see.

Effective from 1 September 2011

©2011



AQA City & Guilds CCEA OCR Pearson WJEC



## NO IPODS, MOBILE PHONES MP3/4 PLAYERS SMARTWATCHES

### NO POTENTIAL TECHNOLOGICAL/WEB ENABLED SOURCES OF INFORMATION

Possession of unauthorised items, such as a mobile phone, is a serious offence and could result in **DISQUALIFICATION** from your examination and your overall qualification.

This poster must be displayed in a prominent place outside each examination room.

©2016 – Effective from 1 September 2016

Smart Watches such as the Apple Watch will not be permitted in the exam room. All other wrist watches must be placed on the exam table. Pencil cases must be clear and bottle labels must be removed.



Here are GCSEPod's top tips on how to revise effectively for your exams.

## Top revision tips

### 1 Start as early as you can

Cramming at the last minute is stressful and has limited success.



### 2 Make a plan

Work out how much time you have and how long you can spend on each subject.



### 3 Create a suitable space

Find a quiet spot away from distractions and keep your things all in one place.



### 4 Use methods best for you

Choose the most appropriate revision methods and try to use a mixture for best results.



### 5 Take regular breaks

It is possible to work too hard! Your brain needs a rest to help it process information.



### 6 Revise with a friend

Talking through what you've learned can help information stick.



### 7 Use past papers

These are a great way of getting used to the exam format and testing what you've learned.



### 8 Eat healthily

Certain foods boost your brainpower and will make you remember more.



# REVISION TIPS!

All Year 11 pupils can access GCSEPod. This is an app which can be accessed via mobile phones, iPads and computers. GCSEPod has thousands of podcasts which pupils can listen to and answer questions as part of their revision. This is very suitable for learners who prefer a more interactive approach to learning. Plug your headphones in and learn on the go!

The screenshot shows the WJEC Question Bank website. At the top, there are navigation links: EXAM OFFICERS, QUALIFICATIONS, TEACHERS, APPOINTEES, STUDENTS, ABOUT US. Below this is a blue header with 'QUESTION BANK' on the left and 'English / Cymraeg' and a search bar on the right. The main content area has a 'Find Qualification' dropdown menu and a 'Home > Question Bank' breadcrumb. The title 'Question Bank' is prominently displayed. Below the title, there is a description: 'Question Bank is a free tool which allows you to create practice question papers from thousands of WJEC past paper questions. Find the questions you need, add them to your paper and export your paper with accompanying mark scheme and examiner's comments as a PDF ready to use in the classroom.' There is a 'Question Bank Tutorial' video player showing a graph. On the right side, there are 'Useful Links' including 'Download our free How-to Guide', 'Visit FAQ page', '5 Reasons to use Question Bank', and 'Subscribe to receive updates'. At the bottom right, there is a blue button that says 'ACCESS QUESTION BANK >'. Social media icons for Facebook and Twitter are visible at the bottom left of the page.

Create a paper using the free Question Bank tool on the WJEC website. Here you can create practice question papers from thousands of WJEC papers. Find the questions you need, export your paper and receive an accompanying marking scheme.

<http://www.wjec.co.uk/question-bank>



# HOW CAN I HELP MY CHILD THROUGH THEIR REVISION?

## Assisting with revision

The secret to doing well in exams lies in planning. You can help your child to create a clear revision plan and method of studying that will make them feel in control of their work.

Tips for revision planning:

- work out a revision timetable for each subject
- break revision time into small chunks - hour-long sessions with short breaks at the end of each session often work well
- make sure your child has all the essential books and materials
- condense notes onto postcards to act as revision prompts
- buy new stationery, highlighters and pens to make revision more interesting
- go through school notes with your child or listen while they revise a topic
- time your child's attempts at practice papers
- Create papers / watch podcasts
- Question your child - if they can teach you, they are learning!

## Bribes, treats and rewards

Some children are 'bribed' to do well in exams and are offered cash or gifts to achieve good grades. But bribery is not a good idea as it implies that the only worthwhile reward for hard work is money. Negative messages like these will affect your child's sense of self-worth.

Encourage your child to do well for his or her own sake rather than for money or to please you. Explain that exams aren't an end in themselves but a gateway to the next stage of life - A levels, university, college or work. Good results are themselves the best reward for hard work and will make your child proud of his or her achievements.

Make sure your child knows you're interested in their work and that you'll be proud if they do well. Although bribery isn't advisable, it's fine to provide small treats by way of encouragement - perhaps a piece of cake or some biscuits after a chunk of revision. The end of exams can be celebrated with a treat that everyone can look forward to, such as a meal out or a trip to the cinema.

## Providing all-round support

The best way to support your child during the stress of revision and exams is to make home life as calm and pleasant as possible. It helps if other members of the household are aware that your child may be under pressure and that allowances should be made for this.

If your child is given study leave in the run-up to exams, try to be at home as much as possible so that you can share a break and a chat together.

Make sure there are plenty of healthy snacks in the fridge and try to provide good, nutritious food at regular intervals. Encourage your child to join family meals, even if it's a busy revision day - it's important to have a change of scene and get away from the books and computer for a while. Also encourage your child to take regular exercise. A brisk walk around the block can help clear the mind before the next revision session.

Try not to nag or make too many demands on your child during exam time. Arguments are counter-productive and will only add unnecessary stress and distract from revision.

It's important to get a good night's sleep before an exam, so discourage your child from staying up late to cram. And make sure he or she eats a good breakfast on the morning of the exam.



# REVISION

# REVISION SURVIVAL GUIDE



Use the links below to help you achieve the best GCSE grades you can.



#HardWorkBeatsTalentWhenTalentFailsToWorkHard

## ENGLISH

<http://www.wjec.co.uk/qualifications/english/english-gcse/#past-papers-section>

This web address will take you to the WJEC website and the page which stores previous exam papers and mark schemes. Here your child can access past papers.

<http://oer.wjec.co.uk/>

This web address will take you to the online exam review section of the WJEC website, where your child can see model responses and examiner comments.

<http://www.bbc.co.uk/schools/gcsebitesize/english>  
[www.englishbiz.co.uk/](http://www.englishbiz.co.uk/)  
<http://www.s-cool.co.uk/gcse/english>

## MATHS

<https://www.mymaths.co.uk/>

username: maesteg password: green

## ICT

<http://www.bbc.co.uk/education/subjects/z34k7ty>  
<http://www.bbc.co.uk/education/subjects/zqmtsbk>

## BUSINESS

[www.doddlelearn.co.uk](http://www.doddlelearn.co.uk)  
<http://www.bbc.co.uk/education/topics/zktnvcw>

## TECHNOLOGY

<http://www.technologystudent.com/>  
<http://www.bbc.co.uk/schools/gcsebitesize/design/>

## HISTORY

[http://www.bbc.co.uk/schools/gcsebitesize/history/tch\\_wjec/](http://www.bbc.co.uk/schools/gcsebitesize/history/tch_wjec/)  
<http://www.bbc.co.uk/schools/gcsebitesize/history/>

## GEOGRAPHY

<http://www.bbc.co.uk/education>  
<http://www.s-cool.co.uk/gcse/geography>  
<http://www.geographyrocks.co.uk/gcse-revision.html>

## RELIGIOUS EDUCATION

<https://www.truetube.co.uk/search/allsubject=All&keystage=All&topic=All&search=HOLY+CRIBS&=Search>  
<https://www.truetube.co.uk/search/all?>

# USEFUL CONTACT DETAILS

Please use the email addresses below if you require any further information.

RAISING STANDARDS LEADER KS4: MISS BETHAN MORGAN

[bmorgan@maestegcs.bridgend.sch.uk](mailto:bmorgan@maestegcs.bridgend.sch.uk)



HEAD OF CADRAWD (YELLOW): MISS LAUREN HOPKINS

[lhopkins@maestegcs.bridgend.sch.uk](mailto:lhopkins@maestegcs.bridgend.sch.uk)

HEAD OF CYNWYD (RED): MISS CARLEY HUGHES

[chughes@maestegcs.bridgend.sch.uk](mailto:chughes@maestegcs.bridgend.sch.uk)

HEAD OF DAREN (GREEN): MR RICHARD FINNEY

[rfinney@maestegcs.bridgend.sch.uk](mailto:rfinney@maestegcs.bridgend.sch.uk)

HEAD OF LLYNFI (BLUE): MRS KATE HOPKINS-SPARKES

[khopkins@maestegcs.bridgend.sch.uk](mailto:khopkins@maestegcs.bridgend.sch.uk)

HEAD OF ENGLISH: MISS KELLIE TURNER

[kturner@maestegcs.bridgend.sch.uk](mailto:kturner@maestegcs.bridgend.sch.uk)

HEAD OF MATHS: MR RUSSELL MELBOURNE

[rmelbourne@maestegcs.bridgend.sch.uk](mailto:rmelbourne@maestegcs.bridgend.sch.uk)

HEAD OF SCIENCE: MISS KIRSTY WADDEN

[klwadden@maestegcs.bridgend.sch.uk](mailto:klwadden@maestegcs.bridgend.sch.uk)