
CROESO I NOSON RHIENI

BLWYDDYN 11

WELCOME TO YEAR 11

PARENTS' EVENING



NUMERACY EXAMS (NOV)

PAPER	DATE
PAPER 1 NON-CALCULATOR	MONDAY 6th NOVEMBER 2017
PAPER 2 CALCULATOR	WEDNESDAY 8th NOVEMBER 2017




MATHS EXAMS (NOV)

PAPER	DATE
PAPER 1 NON-CALCULATOR	FRIDAY 10th NOVEMBER 2017
PAPER 2 CALCULATOR	MONDAY 13th NOVEMBER 2017



ENGLISH EXAMS (NOV)

PAPER	DATE
UNIT 2	TUESDAY 7 th NOVEMBER 2017
UNIT 3	THURSDAY 9 th NOVEMBER 2017



NUMERACY REVISION

POWER HOURS

W/C MONDAY 23rd OCTOBER
EVERY LUNCHTIME & AFTER
SCHOOL
3-4PM
M03 (RME or KCH)

HALF TERM REVISION

FRIDAY 3rd NOVEMBER
09:00-13:00

ENGLISH REVISION

POWER HOUR

WEDNESDAY

3pm-4pm

**HALF TERM
REVISION**

WEDNESDAY 9-12 RJS/HJS

FRIDAY 9-12 EJS

FRIDAY 10-12 KTR/RWN



gcsepod

Students
visit **gcsepod** now



gcsepod
Education Direct

WHAT IS GCSEPOD / OUR PODS / WHY IT WORKS / YOUR SUBSCRIPTION / CASE STUDIES / PARENTS / CONTACT US

LOG IN

READY?

GCSEPod 2017 What is GCSEPod? Why Subscribe?

WHY SUBSCRIBE?

How to Support your Child using GCSEPod



What is GCSEPod?

GCSEPod is an award-winning expert in Subject Knowledge. We provide 3-5 minute bursts of audio-visual, teacher written learning which can help to reinforce and consolidate key GCSE topics covered in lessons.

Experts read and explain everything clearly including all the right facts, quotes, keywords, dates and diagrams on screen.

Tips & Tricks

- Watch **online** or **offline**! Ask your child to **download** some Pods to their mobile device, this way they are free expand their knowledge wherever they go.
- Create **Playlists**! Use the **My Playlist** area to create bespoke playlists on topics that they may find challenging. Having a personalised playlist means your child has fast access to Pods that will help to fill in knowledge gaps.
- Use **Favourites**! Challenge your child to a **favourite 10 Pods** on topics they find difficult/challenging. Watch the Pods together and use one of our other suggested learning techniques to help simplify what it is they're struggling with.
- **Memory Cards**! Watch the Pods and then together write **key facts, dates, diagrams and quotes**. Then test their knowledge to see how much they remember. **Top Tip*** Turn it into a competition and reward your child for correctly answered questions. If you're stuck on what questions to ask your child then head over to our 'Quiz your Child' document.
- **Support Homework**! GCSEPod isn't just for revision, it's to **help expand your child's subject knowledge**. If your child is struggling with a piece of homework, you can search for the topic on GCSEPod and use the Pods as an additional resource.

Does your child know they have access to GCSEPod?

If your son or daughter have already activated their account, they simply need to log in with the username and password they've created.

If they've not yet activated their GCSEPod account, simply follow these simple instructions:

1. Go to www.gcsepod.com
2. Click **Login**
3. Click **New Here? Getting Started**
4. Ensure they've selected they are a **Pupil**
5. Enter their personal details as requested
6. Create a Username and Password



PICK UP YOUR FLYER TODAY!



HOW CAN I SUPPORT MY SON / DAUGHTER WITH HOMEWORK?

powered by **satchel:**

SMHW For You Products Tutoring Resources About Support [Login](#)

Parental Involvement


Home-school communication

Student independence

Accessibility resources

VIDEO

Experience the benefits that SMHW has to offer parents



GUIDE

How you can support your child's learning at home

Family involvement in children's education has proven to have a positive impact on a student's school life. In Britain, studies...

[View premium resource >](#)

CASE STUDY

How parents enjoy complete homework visibility

Now I have finally been given clear insight into what homework my son is being set and that level of visibility is invaluable.

[View SMHW resource >](#)

GUIDE

Successfully survive parents' evening with this guide

Parents' evening can be a stressful event for teachers and parents alike. According to a survey of 2,000 school parents in the UK...

[View premium resource >](#)

GUIDE

5 reasons why you should join your school's PTA

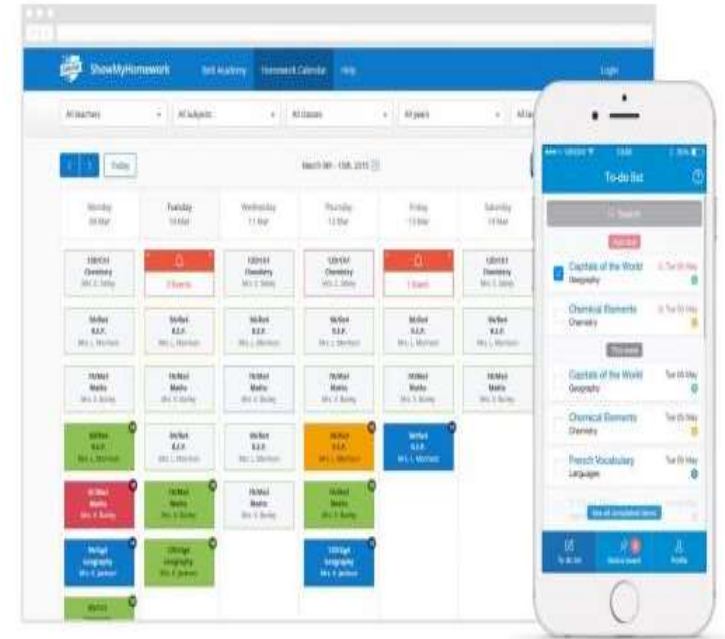
Parent Teacher Associations (PTAs) get a bad wrap in films depicting connotations of cliquy mums who run the 'club' of which your...

[View premium resource >](#)

What is Show My Homework?

A simple online homework calendar showing homework information, deadlines and attachments for students.


All homework is displayed online, using Show My Homework.



Increased student engagement




Homework setting consistency



Time saved tracking and monitoring homework



Customer support satisfaction



www.showmyhomework.co.uk
The world's No. 1 online homework solution



PICK UP YOUR FLYER TODAY!

WELSH BACCALAUREATE

(WBQ)

CHALLENGE

DEADLINE

**COMMUNITY
CHALLENGE &
INDIVIDUAL
PROJECT**

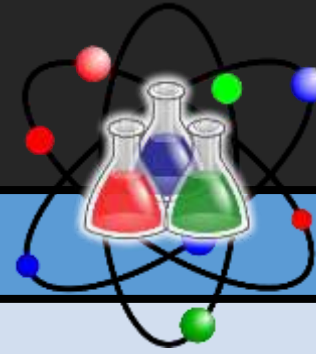
**MONDAY 5th
FEBRUARY
2018**



The screenshot shows the website for the Welsh Baccalaureate Qualification. The header is red with the WJEC CBAC logo on the left and the text 'CYMHWYSTER BAGLORIAETH CYMRU | WELSH BACCALAUREATE QUALIFICATION' on the right, with 'Cymraeg' in the top right corner. A black navigation bar contains links for Home, About, Essentials, Teaching and learning, Admin, and Contact. The main content area has a left sidebar with links: About, More about the qualification, More for Students, More for Parents, More for HE, More for Employers, Newsletters, and Useful Organisations. The main text area features the heading 'What is the Welsh Baccalaureate Qualification?' followed by three paragraphs of text explaining the qualification's purpose, its introduction by the Welsh Assembly Government, and the skills it aims to develop in students.



SCIENCE



	DATE
SCIENCE PRACTICAL PPE (MOCK)	SCIENCE LESSONS COMMENCING FROM MONDAY 4 th DECEMBER
SCIENCE PRACTICAL ASSESSMENT DOUBLE AWARD (4 HOURS) TRIPLE AWARD (6 HOURS)	SCIENCE LESSONS COMMENCING FROM MONDAY 8 th JANUARY – FRIDAY 9 th FEBRUARY
SCIENCE PPE	MONDAY 5 th FEBRUARY

REVISION

BIOLOGY
TUESDAY
(S06)

CHEMISTRY
WEDNESDAY
(S03)

PHYSICS
MONDAY
(S10)

FURTHER INFORMATION



Visit the School's
Website for further
information

<http://www.maestegcs.bridgend.sch.uk/parents-and-students/>



Leave a
message for
your child's
tutor / mentor

IMPORTANT DOCUMENTS BEFORE YOU LEAVE...

INTERRIM REPORT

Up-to-date
information about
your child's progress in
ALL subjects.

SUBJECT OVERVIEWS

Key dates
Course details
Revision tips
for ALL subjects.

GCSEPOD / SHOWMYHOMEWORK

Log-in details &
Revision Tips!



BE ORGANISED!

STUDY TIMETABLE

	MON	TUE	WED	THU	FRI	SAT	SUN
9-11	SCHOOL	SCHOOL	SCHOOL	SCHOOL	SCHOOL		
11-12							
1-2							
2-3							
3-4							
4-5							
5-7							
7-8							
8-9							
9-10							
10-11							
11-12							

- Set yourself realistic and achievable goals.
- Build in breaks and activities.
- Place English & Maths on your revision timetable first.
- Build in slots for your chosen subjects. (After Nov exams)
- Know your strengths and areas to improve.
- Stick to your revision timetable.
- Short, quick bursts of revision – break and recap.

DAY OF THE EXAM



- 1. Know where you are sat**
- 2. Know what equipment you need**
- 3. Bring a school jumper**
- 4. Watch your timings**
- 5. Follow the rules (We don't set them!)**